

Buldoor hardware

647 Camino De Los Mares. #108-86,
San Clemente, Ca 92673
United States
Phone 949-878-6700
Luism@buldoor.net

www.buldoor.net
Buldoor Hardware

Our Values

- Innovation is part of us
- We embrace change as an opportunity to improve
- We take accountability on given commitments
- We give back to our community
- We are committed to honesty and transparency
- We work with integrity and high moral values in all business dealings




History

Buldoor was started as a family company with one purpose in mind, and that was

“To provide the best quality products with a great customer service in a more efficient and innovative manner, in order to help our clients gain and maintain their competitive advantage to succeed in their respective markets”.

This purpose has become our mission, and ever since we opened our doors in 2001 it has been our guiding star!

Our commitment for quality, service, efficiency and innovation has guided us to become one of the most successful international suppliers of goods around the world. With our corporate headquarters located in Southern California, our market reach stretches out from North to South America.



Mission

“To provide the best quality products with a great customer service in a more efficient and innovative manner, in order to help our clients gain and maintain their competitive advantage to succeed in their respective markets”.





**This kind of design enable you to assemble
It without any tools:
Press the main axis with your fingers**

With **INSERTED**, tools are unnecessary, you can dismantle or assemble it freely in a convenient and clean way.
The door can be fold when it was dismantled. it would be more convinient as for transportation.



Dismantle will never consequence with the adjustment of the links
Pincers cap like design makes the adjustment more easy. You can revolving the cap to get higher or lower and the adjusted reel resulting the operation more easy and precisely.

The whole assemble course can be finished by hand without any difficulty.
INSERTA's parts can be fixed by hand .

Compare with classical door links, it can save 60% assemblage time.

Iron bar can be press to fit by hand.

3-continue parts to ensure safty and perfect assemble.

Hand operation is easy and convenient.

Is one kind of economic and perfect links ,it has many advantages:

Finish assembling the door just by a by a few driving with a screwdriver.

Precise design to ensure bias never happed.

The door can be dismantled when transportation is needed.

Ask for the designated base when ordering if it is required .This fixed base will ensure the firmly contact with door and avoid any damage while on transport.

MODUL multifunctional links comprises the technical design of circling and sliding .it has the following actualized examples:

Reliability and long using life

Assemble short cabinet and utilized the theory of sliding to make high efficiency.

Tri-direction adjust way.

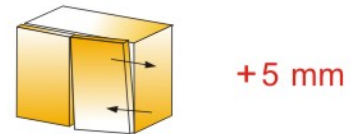


Buldoor Hinge Series

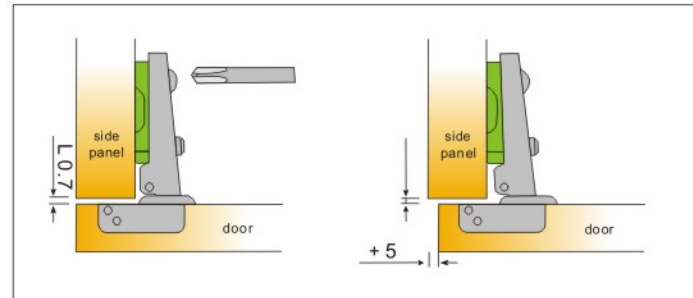
PROFESSIONAL FURNITURE AND DECORATION ACCESSORIES SERIES

Means of adjustment on hinge

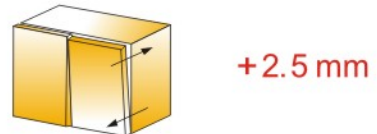
Adjustment on main panel from R & L sides



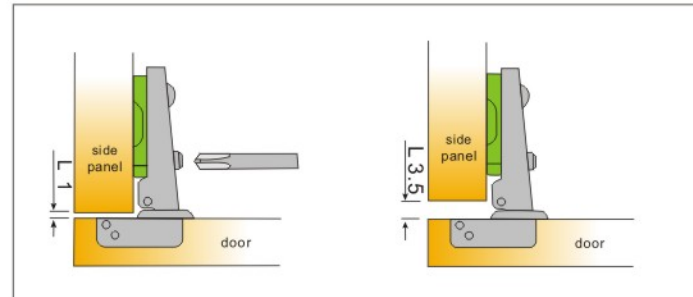
Technical solution allows the side adjustment of the door up to 5mm.



Traditional adjustment in depth



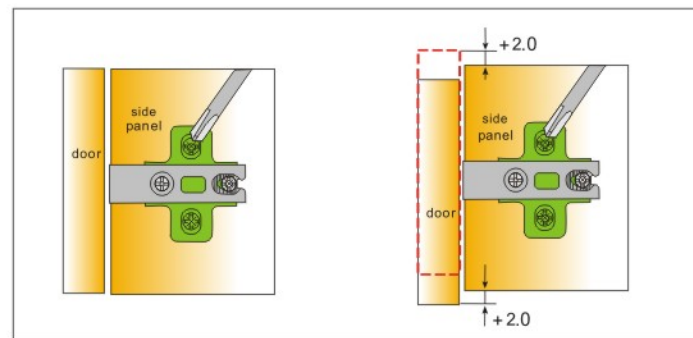
Loosen two fixed bolts on the arm of hinge so as to move the door forward by 2.5mm. Tightening the bolts after adjustment.



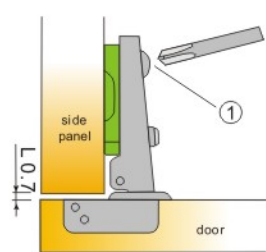
Traditional up and down adjustment



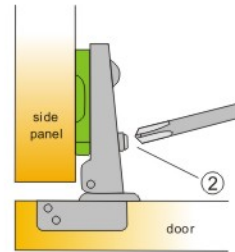
Loosen two fixed bolts on the mounting plate, which enable the door to move up and down by 2.0mm, then tighten the bolts after adjustment.



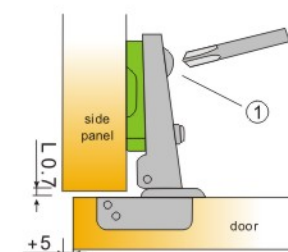
Adjustment on main panel from R & L sides



(1) Tighten the fixed bolt.



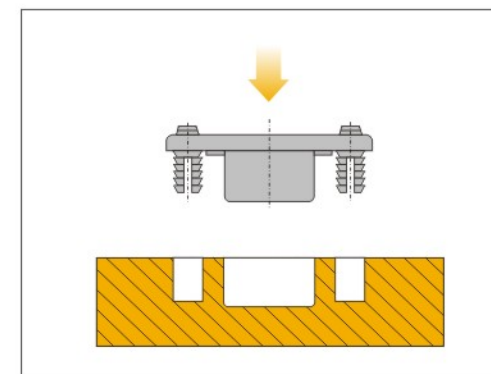
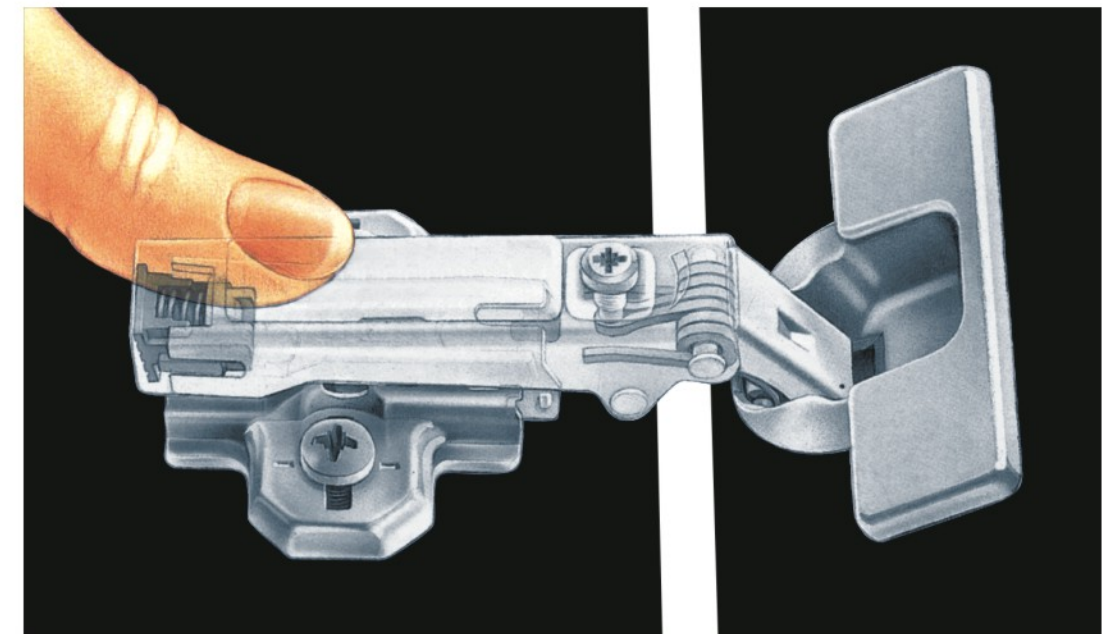
(2) Adjust the bolt (2) to enable the door with appropriated position against the side panel.



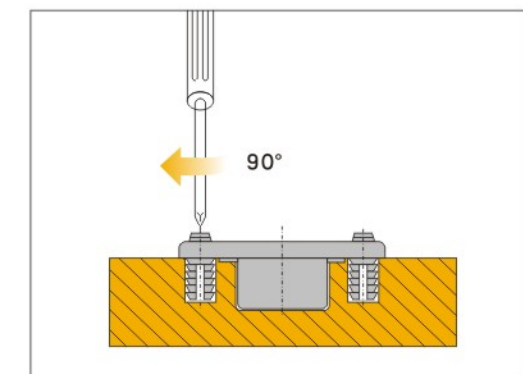
(3) Loosen the fixed screw (1) and push the door against the side panel keep the original volume of "L" and tighten the screw (1) to finish adjustment.

Clip-on hinge, can be installed on the door quickly

- Qisheng's hinges can be used in the high-grade office equipments and furniture, applicable in various cabinet doors with angles. Complete range of articles, fast installation and standard installation available.
- The fast installation is simple and easy, the installation and disassembly can be completed within 3 seconds. The standard type has the adjustable screws on the hinge to ensure the door fan to be positioned accurately.



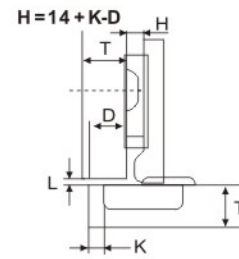

Insert the hinge into window by hand.



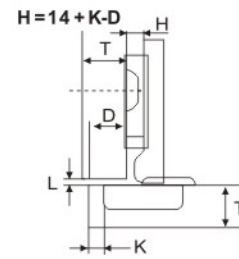
Revolving screw to 90 degree.

Angle of opening:110°
 Depth of hinge cup:11.8mm
 Diameter of hinge cup:35mm

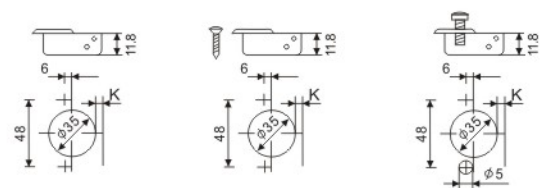

Dimension of door(K):3-7mm
 Range for door thickness:14-24mm
 Hole pitch:45mm,48mm,52mm are available



| D \ H \ K | 3 | 4 | 5 | 6 | 7 |
|-----------|----|----|----|----|----|
| -2 | 19 | 20 | 21 | 22 | 23 |
| 0 | 17 | 18 | 19 | 20 | 21 |
| 2 | 15 | 16 | 17 | 18 | 19 |
| 4 | 13 | 14 | 15 | 16 | 17 |



| D \ H \ K | 3 | 4 | 5 | 6 | 7 |
|-----------|----|----|----|----|----|
| -2 | 19 | 20 | 21 | 22 | 23 |
| 0 | 17 | 18 | 19 | 20 | 21 |
| 2 | 15 | 16 | 17 | 18 | 19 |
| 4 | 13 | 14 | 15 | 16 | 17 |

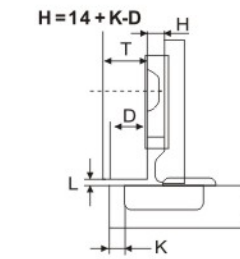



■ Steel two holes mounting plate

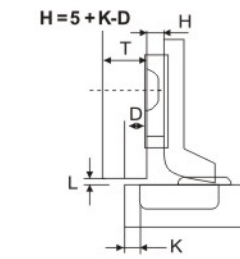
| Height | | | |
|--------|-----|-----|-----|
| H=0 | H0A | H0B | H0C |
| H=2 | H2A | H2B | H2C |
| H=4 | H4A | H4B | H4C |

Angle of opening:110°
 Depth of hinge cup:11.8mm
 Diameter of hinge cup:35mm

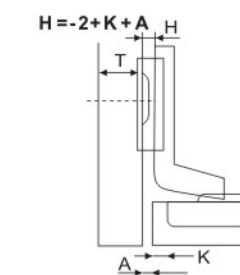
Dimension of door(K):3-7mm
 Range for door thickness:14-24mm
 Hole pitch:45mm,48mm,52mm are available



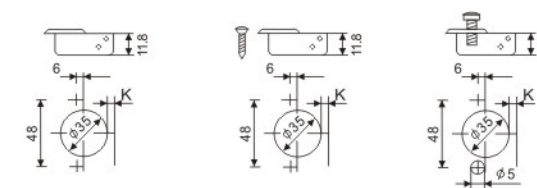
| D \ H \ K | 3 | 4 | 5 | 6 | 7 |
|-----------|----|----|----|----|----|
| -2 | 19 | 20 | 21 | 22 | 23 |
| 0 | 17 | 18 | 19 | 20 | 21 |
| 2 | 15 | 16 | 17 | 18 | 19 |
| 4 | 13 | 14 | 15 | 16 | 17 |



| D \ H \ K | 3 | 4 | 5 | 6 | 7 |
|-----------|----|----|----|----|----|
| -2 | 10 | 11 | 12 | 13 | 14 |
| 0 | 8 | 9 | 10 | 11 | 12 |
| 2 | 6 | 7 | 8 | 9 | 10 |
| 4 | 4 | 5 | 6 | 7 | 8 |



| D \ H \ K | 3 | 4 | 5 | 6 | 7 |
|-----------|----|----|----|----|----|
| -2 | -2 | -4 | -5 | -6 | -7 |
| 0 | -1 | -2 | -3 | -4 | -5 |
| 2 | 1 | 0 | -1 | -2 | -3 |
| 4 | 3 | 2 | 1 | 0 | -1 |

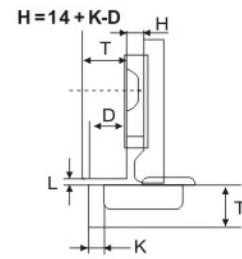


■ Steel two holes mounting plate

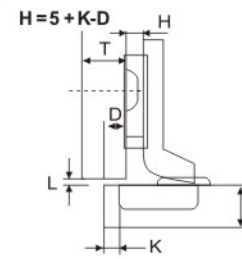
| Height | | | |
|--------|-----|-----|-----|
| H=0 | H0A | H0B | H0C |
| H=2 | H2A | H2B | H2C |
| H=4 | H4A | H4B | H4C |

Angle of opening:110°
 Depth of hinge cup:11.8mm
 Diameter of hinge cup:35mm

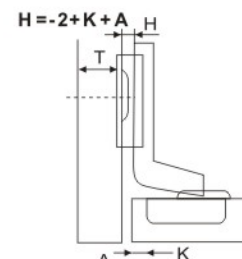
Dimension of door(K):3-7mm
 Range for door thickness:14-24mm
 Hole pitch:45mm,48mm,52mm are available



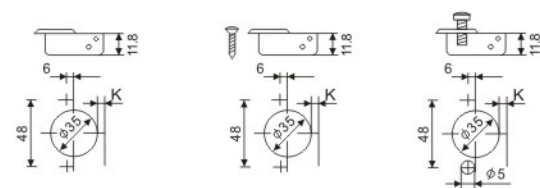
| D \ H \ K | 3 | 4 | 5 | 6 | 7 |
|-----------|----|----|----|----|----|
| -2 | 19 | 20 | 21 | 22 | 23 |
| 0 | 17 | 18 | 19 | 20 | 21 |
| 2 | 15 | 16 | 17 | 18 | 19 |
| 4 | 13 | 14 | 15 | 16 | 17 |






| D \ H \ K | 3 | 4 | 5 | 6 | 7 |
|-----------|----|----|----|----|----|
| -2 | 10 | 11 | 12 | 13 | 14 |
| 0 | 8 | 9 | 10 | 11 | 12 |
| 2 | 6 | 7 | 8 | 9 | 10 |
| 4 | 4 | 5 | 6 | 7 | 8 |



| D \ H \ K | 3 | 4 | 5 | 6 | 7 |
|-----------|----|----|----|----|----|
| -2 | -2 | -4 | -5 | -6 | -7 |
| 0 | -1 | -2 | -3 | -4 | -5 |
| 2 | 1 | 0 | -1 | -2 | -3 |
| 4 | 3 | 2 | 1 | 0 | -1 |

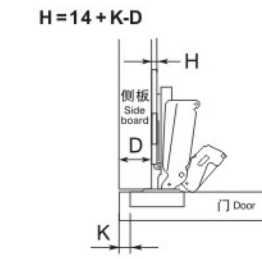


■ Steel two holes mounting plate

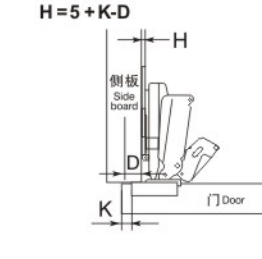

| Height |  |  |  |
|--------|--|---|---|
| H=0 | H0A | H0B | H0C |
| H=2 | H2A | H2B | H2C |
| H=4 | H4A | H4B | H4C |

Angle of opening:165°
 Depth of hinge cup:11.8mm
 Diameter of hinge cup:35mm

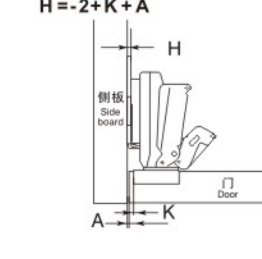
Dimension of door(K):3-7mm
 Range for door thickness:14-24mm
 Hole pitch:45mm,48mm,52mm are available



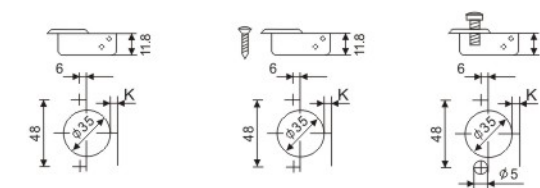
| D \ H \ K | 3 | 4 | 5 | 6 | 7 |
|-----------|----|----|----|----|----|
| -2 | 19 | 20 | 21 | 22 | 23 |
| 0 | 17 | 18 | 19 | 20 | 21 |
| 2 | 15 | 16 | 17 | 18 | 19 |
| 4 | 13 | 14 | 15 | 16 | 17 |






| D \ H \ K | 3 | 4 | 5 | 6 | 7 |
|-----------|----|----|----|----|----|
| -2 | 10 | 11 | 12 | 13 | 14 |
| 0 | 8 | 9 | 10 | 11 | 12 |
| 2 | 6 | 7 | 8 | 9 | 10 |
| 4 | 4 | 5 | 6 | 7 | 8 |



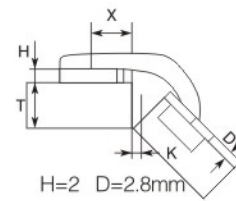
| D \ H \ K | 3 | 4 | 5 | 6 | 7 |
|-----------|----|----|----|----|----|
| -2 | -2 | -4 | -5 | -6 | -7 |
| 0 | -1 | -2 | -3 | -4 | -5 |
| 2 | 1 | 0 | -1 | -2 | -3 |
| 4 | 3 | 2 | 1 | 0 | -1 |



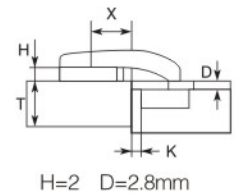
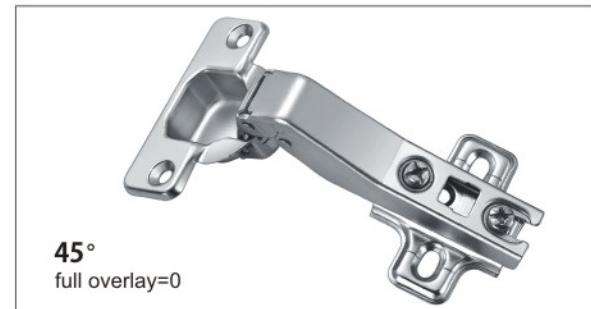
■ Steel two holes mounting plate

| Height |  |  |  |
|--------|---|---|---|
| H=0 | H0A | H0B | H0C |
| H=2 | H2A | H2B | H2C |
| H=4 | H4A | H4B | H4C |

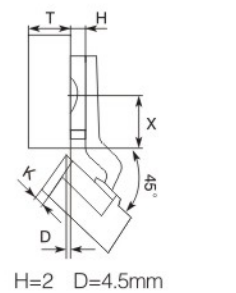
Angle of opening: 30°/45°/90°/135° Dimension of door(K): 3-7mm
 Depth of hinge cup: 11.8mm Range for door thickness: 14-24mm
 Diameter of hinge cup: 35mm Hole pitch: 45mm, 48mm, 52mm are available



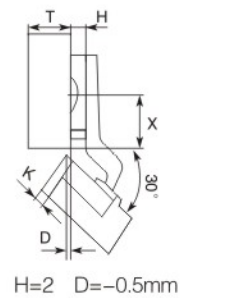
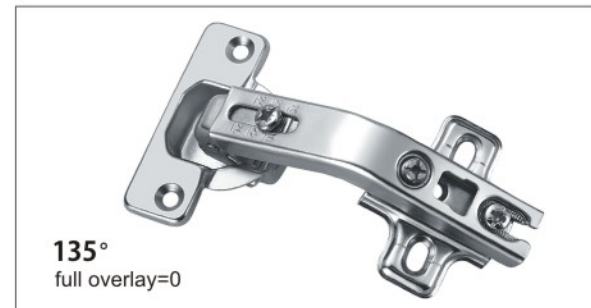
| H | K | | | |
|---|----|------|----|------|
| | 4 | 5 | 6 | 7 |
| 0 | 20 | 4.8 | 19 | 4.8 |
| 2 | 20 | 2.8 | 19 | 2.8 |
| 4 | 20 | 0.8 | 19 | 0.8 |
| 6 | 20 | -1.2 | 19 | -1.2 |
| X | | | | D |



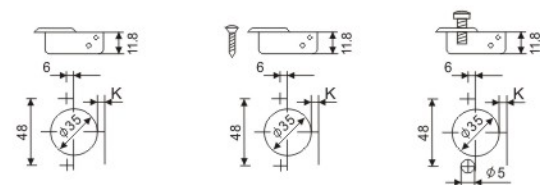
| H | K | | | |
|---|----|------|----|------|
| | 4 | 5 | 6 | 7 |
| 0 | 20 | 4.8 | 19 | 4.8 |
| 2 | 20 | 2.8 | 19 | 2.8 |
| 4 | 20 | 0.8 | 19 | 0.8 |
| 6 | 20 | -1.2 | 19 | -1.2 |
| X | | | | D |






| H | K | | | | | | | |
|---|----|-----|----|-----|----|-----|----|-----|
| | 4 | 5 | 6 | 7 | | | | |
| 0 | 37 | 6.5 | 36 | 7.2 | 35 | 7.9 | 34 | 8.6 |
| 2 | 37 | 4.5 | 36 | 5.2 | 35 | 5.9 | 34 | 6.6 |
| 4 | 37 | 2.5 | 36 | 3.2 | 35 | 3.9 | 34 | 4.6 |
| 6 | 37 | 0.5 | 36 | 1.2 | 35 | 1.9 | 34 | 2.6 |
| X | | | | | | | | D |



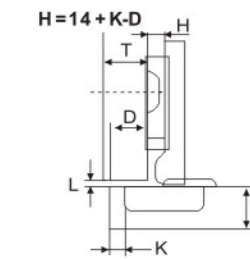
| H | K | | | | | | | |
|---|----|------|----|------|----|------|----|------|
| | 4 | 5 | 6 | 7 | | | | |
| 0 | 37 | 1.5 | 36 | 2.4 | 35 | 3.3 | 34 | 4.2 |
| 2 | 37 | -0.5 | 36 | 0.4 | 35 | 1.3 | 34 | 2.2 |
| 4 | 37 | -2.5 | 36 | -1.6 | 35 | -0.7 | 34 | 0.2 |
| 6 | 37 | -4.5 | 36 | -3.6 | 35 | -2.7 | 34 | -1.8 |
| X | | | | | | | | D |



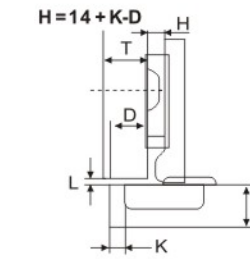
■ Steel two holes mounting plate

| Height |  |  |  |
|--------|--|---|---|
| H=0 | H0A | H0B | H0C |
| H=2 | H2A | H2B | H2C |
| H=4 | H4A | H4B | H4C |

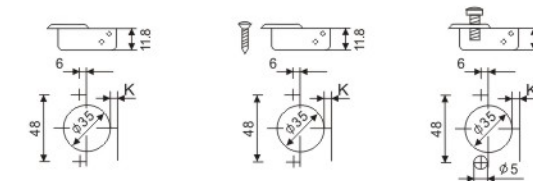
Angle of opening: -30°/-45° Dimension of door(K): 3-7mm
 Depth of hinge cup: 11.8mm Range for door thickness: 14-24mm
 Diameter of hinge cup: 35mm Hole pitch: 45mm, 48mm, 52mm are available






| D \ H \ K | 3 | 4 | 5 | 6 | 7 |
|-----------|----|----|----|----|----|
| -2 | 19 | 20 | 21 | 22 | 23 |
| 0 | 17 | 18 | 19 | 20 | 21 |
| 2 | 15 | 16 | 17 | 18 | 19 |
| 4 | 13 | 14 | 15 | 16 | 17 |



| D \ H \ K | 3 | 4 | 5 | 6 | 7 |
|-----------|----|----|----|----|----|
| -2 | 19 | 20 | 21 | 22 | 23 |
| 0 | 17 | 18 | 19 | 20 | 21 |
| 2 | 15 | 16 | 17 | 18 | 19 |
| 4 | 13 | 14 | 15 | 16 | 17 |

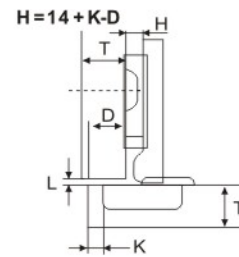
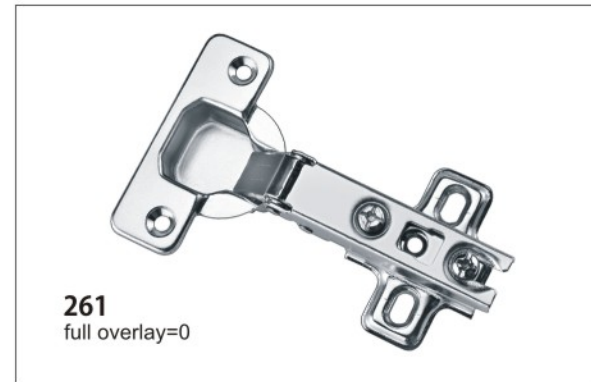


■ Steel two holes mounting plate

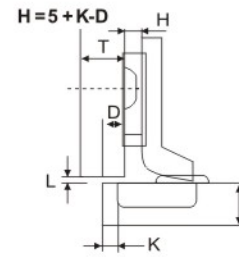
| Height |  |  |  |
|--------|---|---|---|
| H=0 | H0A | H0B | H0C |
| H=2 | H2A | H2B | H2C |
| H=4 | H4A | H4B | H4C |

Angle of opening:110°
 Depth of hinge cup:11.8mm
 Diameter of hinge cup:35mm

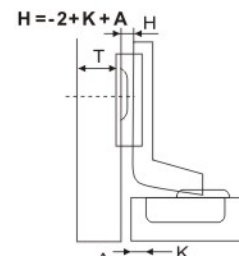
Dimension of door(K):3-7mm
 Range for door thickness:14-24mm
 Hole pitch:45mm,48mm,52mm are available



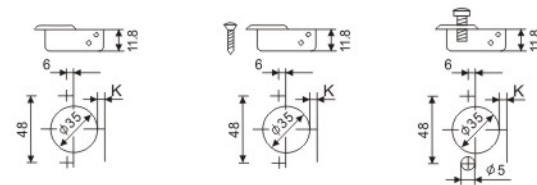
| D \ H \ K | 3 | 4 | 5 | 6 | 7 |
|-----------|----|----|----|----|----|
| -2 | 19 | 20 | 21 | 22 | 23 |
| 0 | 17 | 18 | 19 | 20 | 21 |
| 2 | 15 | 16 | 17 | 18 | 19 |
| 4 | 13 | 14 | 15 | 16 | 17 |






| D \ H \ K | 3 | 4 | 5 | 6 | 7 |
|-----------|----|----|----|----|----|
| -2 | 10 | 11 | 12 | 13 | 14 |
| 0 | 8 | 9 | 10 | 11 | 12 |
| 2 | 6 | 7 | 8 | 9 | 10 |
| 4 | 4 | 5 | 6 | 7 | 8 |



| D \ H \ K | 3 | 4 | 5 | 6 | 7 |
|-----------|----|----|----|----|----|
| -2 | -2 | -4 | -5 | -6 | -7 |
| 0 | -1 | -2 | -3 | -4 | -5 |
| 2 | 1 | 0 | -1 | -2 | -3 |
| 4 | 3 | 2 | 1 | 0 | -1 |

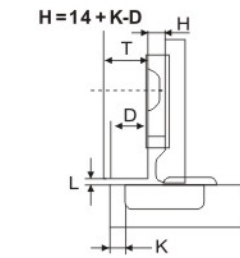


■ Steel two holes mounting plate

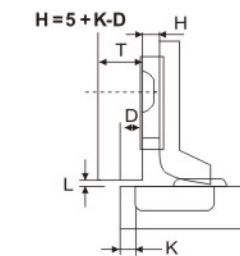
| Height |  |  |  |
|--------|---|---|---|
| H=0 | H0A | H0B | H0C |
| H=2 | H2A | H2B | H2C |
| H=4 | H4A | H4B | H4C |

Angle of opening:110°
 Depth of hinge cup:8mm
 Diameter of hinge cup:26mm

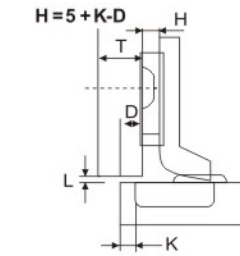
Dimension of door(K):3-7mm
 Range for door thickness:14-24mm
 Hole pitch:45mm,48mm,52mm are available



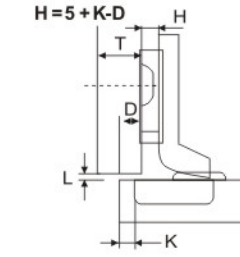
| D \ H \ K | 3 | 4 | 5 | 6 | 7 |
|-----------|----|----|----|----|----|
| -2 | 19 | 20 | 21 | 22 | 23 |
| 0 | 17 | 18 | 19 | 20 | 21 |
| 2 | 15 | 16 | 17 | 18 | 19 |
| 4 | 13 | 14 | 15 | 16 | 17 |



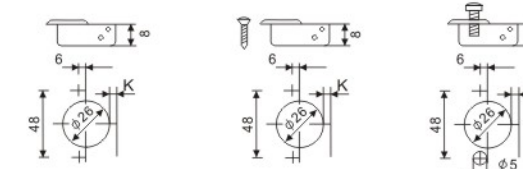
| D \ H \ K | 3 | 4 | 5 | 6 | 7 |
|-----------|----|----|----|----|----|
| -2 | 10 | 11 | 12 | 13 | 14 |
| 0 | 8 | 9 | 10 | 11 | 12 |
| 2 | 6 | 7 | 8 | 9 | 10 |
| 4 | 4 | 5 | 6 | 7 | 8 |






| D \ H \ K | 3 | 4 | 5 | 6 | 7 |
|-----------|----|----|----|----|----|
| -2 | 10 | 11 | 12 | 13 | 14 |
| 0 | 8 | 9 | 10 | 11 | 12 |
| 2 | 6 | 7 | 8 | 9 | 10 |
| 4 | 4 | 5 | 6 | 7 | 8 |



| D \ H \ K | 3 | 4 | 5 | 6 | 7 |
|-----------|----|----|----|----|----|
| -2 | 10 | 11 | 12 | 13 | 14 |
| 0 | 8 | 9 | 10 | 11 | 12 |
| 2 | 6 | 7 | 8 | 9 | 10 |
| 4 | 4 | 5 | 6 | 7 | 8 |

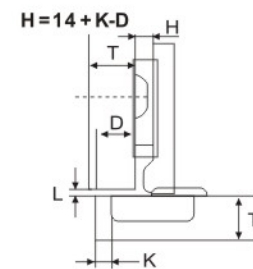


■ Steel two holes mounting plate

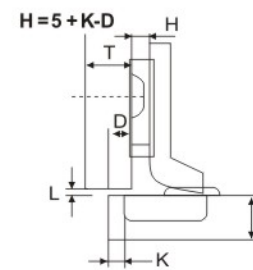
| Height |  |  |  |
|--------|---|---|---|
| H=3 | H3A | H3B | H3C |
| H=5 | H5A | H5B | H5C |
| H=7 | H7A | H7B | H7C |
| H=12 | H12A | H12B | H12C |

Angle of opening:110°
 Depth of hinge cup:11.8mm
 Diameter of hinge cup:35mm

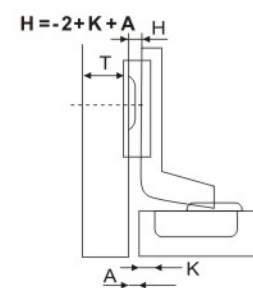
Dimension of door(K):3-7mm
 Range for door thickness:14-24mm
 Hole pitch:45mm,48mm,52mm are available



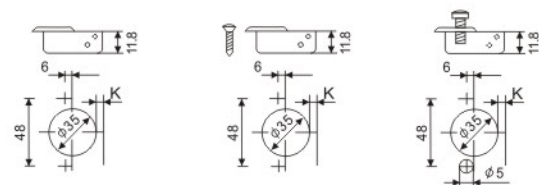
| D \ H \ K | 3 | 4 | 5 | 6 | 7 |
|-----------|----|----|----|----|----|
| -2 | 19 | 20 | 21 | 22 | 23 |
| 0 | 17 | 18 | 19 | 20 | 21 |
| 2 | 15 | 16 | 17 | 18 | 19 |
| 4 | 13 | 14 | 15 | 16 | 17 |






| D \ H \ K | 3 | 4 | 5 | 6 | 7 |
|-----------|----|----|----|----|----|
| -2 | 10 | 11 | 12 | 13 | 14 |
| 0 | 8 | 9 | 10 | 11 | 12 |
| 2 | 6 | 7 | 8 | 9 | 10 |
| 4 | 4 | 5 | 6 | 7 | 8 |



| D \ H \ K | 3 | 4 | 5 | 6 | 7 |
|-----------|----|----|----|----|----|
| -2 | -2 | -4 | -5 | -6 | -7 |
| 0 | -1 | -2 | -3 | -4 | -5 |
| 2 | 1 | 0 | -1 | -2 | -3 |
| 4 | 3 | 2 | 1 | 0 | -1 |

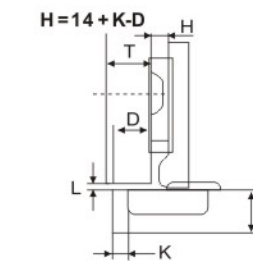


■ Steel two holes mounting plate

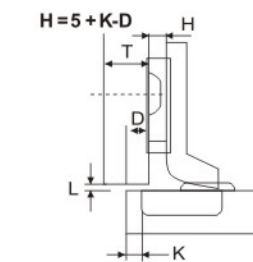
| Height |  |  |  |
|--------|--|---|---|
| H=0 | H0A | H0B | H0C |
| H=2 | H2A | H2B | H2C |
| H=4 | H4A | H4B | H4C |

Angle of opening:110°
 Depth of hinge cup:11.8mm
 Diameter of hinge cup:35mm

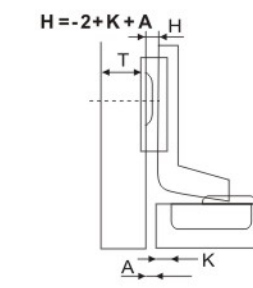
Dimension of door(K):3-7mm
 Range for door thickness:14-24mm
 Hole pitch:45mm,48mm,52mm are available



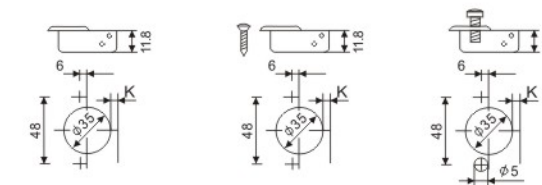
| D \ H \ K | 3 | 4 | 5 | 6 | 7 |
|-----------|----|----|----|----|----|
| -2 | 19 | 20 | 21 | 22 | 23 |
| 0 | 17 | 18 | 19 | 20 | 21 |
| 2 | 15 | 16 | 17 | 18 | 19 |
| 4 | 13 | 14 | 15 | 16 | 17 |






| D \ H \ K | 3 | 4 | 5 | 6 | 7 |
|-----------|----|----|----|----|----|
| -2 | 10 | 11 | 12 | 13 | 14 |
| 0 | 8 | 9 | 10 | 11 | 12 |
| 2 | 6 | 7 | 8 | 9 | 10 |
| 4 | 4 | 5 | 6 | 7 | 8 |



| D \ H \ K | 3 | 4 | 5 | 6 | 7 |
|-----------|----|----|----|----|----|
| -2 | -2 | -4 | -5 | -6 | -7 |
| 0 | -1 | -2 | -3 | -4 | -5 |
| 2 | 1 | 0 | -1 | -2 | -3 |
| 4 | 3 | 2 | 1 | 0 | -1 |

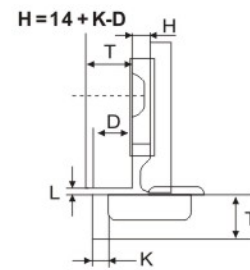


■ Steel two holes mounting plate

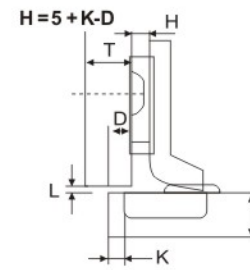
| Height |  |  |  |
|--------|---|---|---|
| H=0 | H0A | H0B | H0C |
| H=2 | H2A | H2B | H2C |
| H=4 | H4A | H4B | H4C |

Angle of opening:110°
 Depth of hinge cup:10mm
 Diameter of hinge cup:26mm

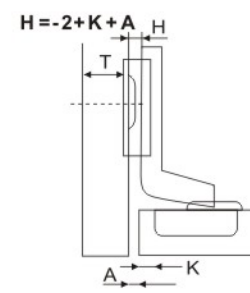
Dimension of door(K):3-7mm
 Range for door thickness:14-24mm
 Hole pitch:45mm,48mm,52mm are available



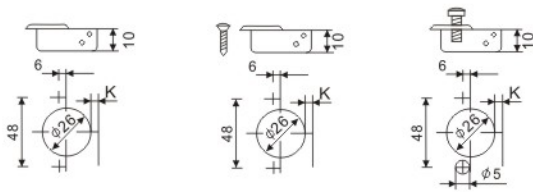
| D \ H \ K | 3 | 4 | 5 | 6 | 7 |
|-----------|----|----|----|----|----|
| -2 | 19 | 20 | 21 | 22 | 23 |
| 0 | 17 | 18 | 19 | 20 | 21 |
| 2 | 15 | 16 | 17 | 18 | 19 |
| 4 | 13 | 14 | 15 | 16 | 17 |






| D \ H \ K | 3 | 4 | 5 | 6 | 7 |
|-----------|----|----|----|----|----|
| -2 | 10 | 11 | 12 | 13 | 14 |
| 0 | 8 | 9 | 10 | 11 | 12 |
| 2 | 6 | 7 | 8 | 9 | 10 |
| 4 | 4 | 5 | 6 | 7 | 8 |



| D \ H \ K | 3 | 4 | 5 | 6 | 7 |
|-----------|----|----|----|----|----|
| -2 | -2 | -4 | -5 | -6 | -7 |
| 0 | -1 | -2 | -3 | -4 | -5 |
| 2 | 1 | 0 | -1 | -2 | -3 |
| 4 | 3 | 2 | 1 | 0 | -1 |

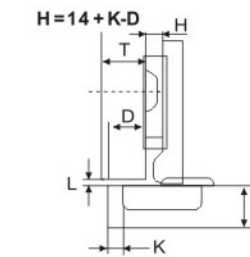


■ Steel two holes mounting plate

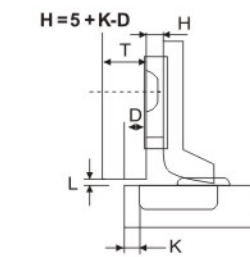
| Height |  |  |  |
|--------|--|---|---|
| H=0 | H0A | H0B | H0C |
| H=2 | H2A | H2B | H2C |
| H=4 | H4A | H4B | H4C |

Angle of opening:110°
 Depth of hinge cup:10mm
 Diameter of hinge cup:26mm

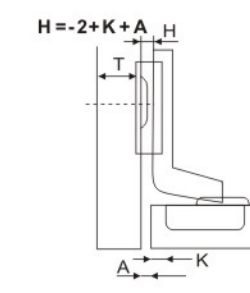
Dimension of door(K):3-7mm
 Range for door thickness:14-24mm
 Hole pitch:45mm,48mm,52mm are available



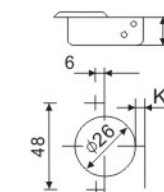
| D \ H \ K | 3 | 4 | 5 | 6 | 7 |
|-----------|----|----|----|----|----|
| -2 | 19 | 20 | 21 | 22 | 23 |
| 0 | 17 | 18 | 19 | 20 | 21 |
| 2 | 15 | 16 | 17 | 18 | 19 |
| 4 | 13 | 14 | 15 | 16 | 17 |



| D \ H \ K | 3 | 4 | 5 | 6 | 7 |
|-----------|----|----|----|----|----|
| -2 | 10 | 11 | 12 | 13 | 14 |
| 0 | 8 | 9 | 10 | 11 | 12 |
| 2 | 6 | 7 | 8 | 9 | 10 |
| 4 | 4 | 5 | 6 | 7 | 8 |

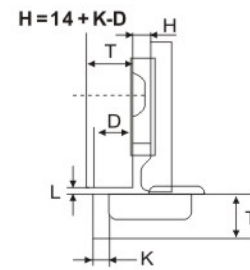


| D \ H \ K | 3 | 4 | 5 | 6 | 7 |
|-----------|----|----|----|----|----|
| -2 | -2 | -4 | -5 | -6 | -7 |
| 0 | -1 | -2 | -3 | -4 | -5 |
| 2 | 1 | 0 | -1 | -2 | -3 |
| 4 | 3 | 2 | 1 | 0 | -1 |

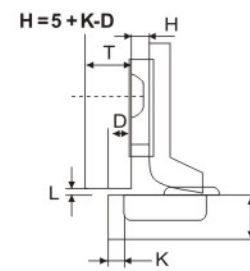


Angle of opening:110°
 Depth of hinge cup:8mm
 Diameter of hinge cup:26mm

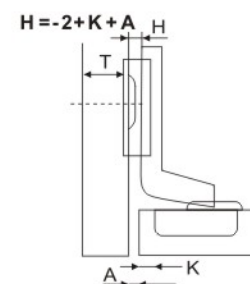
Dimension of door(K):3-7mm
 Range for door thickness:14-24mm
 Hole pitch:45mm,48mm,52mm are available



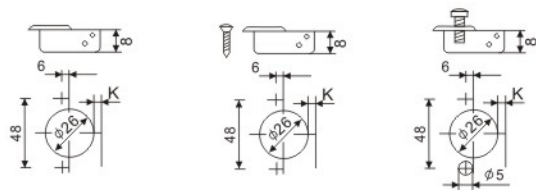
| D \ H \ K | 3 | 4 | 5 | 6 | 7 |
|-----------|----|----|----|----|----|
| -2 | 19 | 20 | 21 | 22 | 23 |
| 0 | 17 | 18 | 19 | 20 | 21 |
| 2 | 15 | 16 | 17 | 18 | 19 |
| 4 | 13 | 14 | 15 | 16 | 17 |






| D \ H \ K | 3 | 4 | 5 | 6 | 7 |
|-----------|----|----|----|----|----|
| -2 | 10 | 11 | 12 | 13 | 14 |
| 0 | 8 | 9 | 10 | 11 | 12 |
| 2 | 6 | 7 | 8 | 9 | 10 |
| 4 | 4 | 5 | 6 | 7 | 8 |



| D \ H \ K | 3 | 4 | 5 | 6 | 7 |
|-----------|----|----|----|----|----|
| -2 | -2 | -4 | -5 | -6 | -7 |
| 0 | -1 | -2 | -3 | -4 | -5 |
| 2 | 1 | 0 | -1 | -2 | -3 |
| 4 | 3 | 2 | 1 | 0 | -1 |

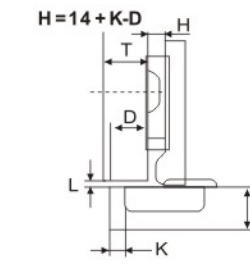


■ Steel two holes mounting plate

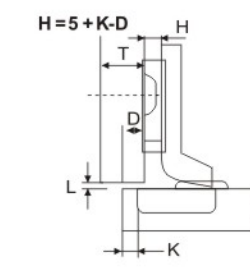
| Height |  |  |  |
|--------|--|---|---|
| H=0 | H0A | H0B | H0C |
| H=2 | H2A | H2B | H2C |
| H=4 | H4A | H4B | H4C |

Angle of opening:110°
 Depth of hinge cup:11.8mm
 Diameter of hinge cup:35mm

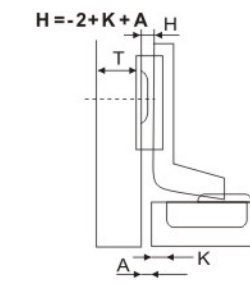
Dimension of door(K):3-7mm
 Range for door thickness:14-24mm
 Hole pitch:45mm,48mm,52mm are available



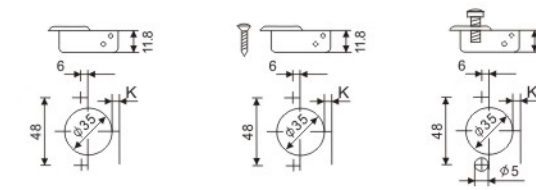
| D \ H \ K | 3 | 4 | 5 | 6 | 7 |
|-----------|----|----|----|----|----|
| -2 | 19 | 20 | 21 | 22 | 23 |
| 0 | 17 | 18 | 19 | 20 | 21 |
| 2 | 15 | 16 | 17 | 18 | 19 |
| 4 | 13 | 14 | 15 | 16 | 17 |






| D \ H \ K | 3 | 4 | 5 | 6 | 7 |
|-----------|----|----|----|----|----|
| -2 | 10 | 11 | 12 | 13 | 14 |
| 0 | 8 | 9 | 10 | 11 | 12 |
| 2 | 6 | 7 | 8 | 9 | 10 |
| 4 | 4 | 5 | 6 | 7 | 8 |



| D \ H \ K | 3 | 4 | 5 | 6 | 7 |
|-----------|----|----|----|----|----|
| -2 | -2 | -4 | -5 | -6 | -7 |
| 0 | -1 | -2 | -3 | -4 | -5 |
| 2 | 1 | 0 | -1 | -2 | -3 |
| 4 | 3 | 2 | 1 | 0 | -1 |



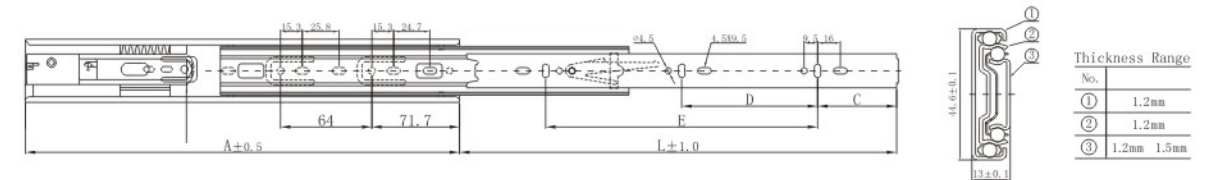
■ Steel two holes mounting plate

| Height |  |  |  |
|--------|---|---|---|
| H=0 | H0A | H0B | H0C |
| H=2 | H2A | H2B | H2C |
| H=4 | H4A | H4B | H4C |

Slide Series



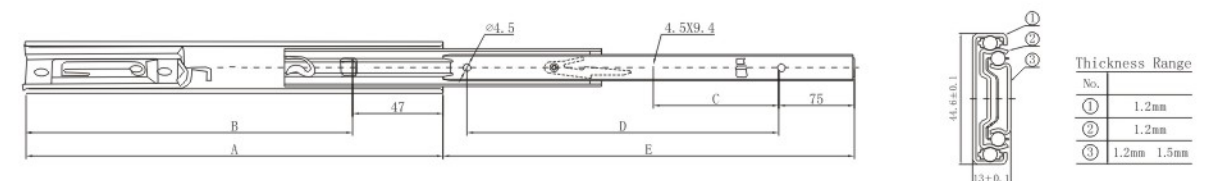
4512H 3-Fold hydraulic steel ball sliding track



Recommended application: mid-duty movable cabinet, desk drawer, ordinary furniture or any applications requiring 40kg load or less and requiring full extension.

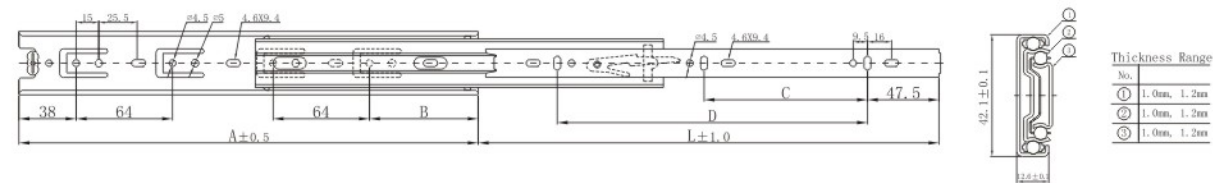
Products features: fine adjustment of gap is possible when installing, quick separation mechanism, vibration prevention ball strip for absorbing impulsive force, and mechanism to prevent drawer from springing out.

4512S 3-Fold self closed steel ball sliding track



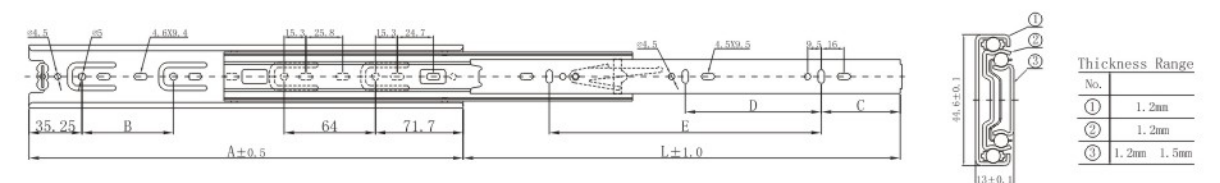
Recommended application: mid-duty movable cabinet, desk drawer, ordinary furniture or any applications requiring 40kg load or less and requiring full extension.

Products features: fine adjustment of gap is possible when installing, quick separation mechanism, vibration prevention ball strip for absorbing impulsive force, and mechanism to prevent drawer from springing out.

4512 3-Fold steel ball sliding track


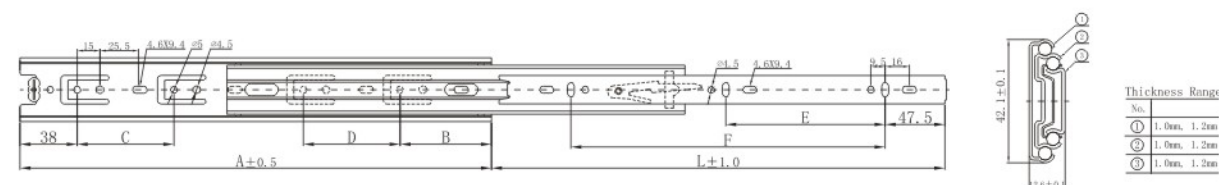
Recommended application: mid-duty movable cabinet, desk drawer, ordinary furniture or any applications requiring 38kg load or less and requiring full extension.

Products features: fine adjustment of gap is possible when installing, quick separation mechanism, vibration prevention ball strip for absorbing impulsive force, and mechanism to prevent drawer from springing out

4501 3-Fold steel ball sliding track


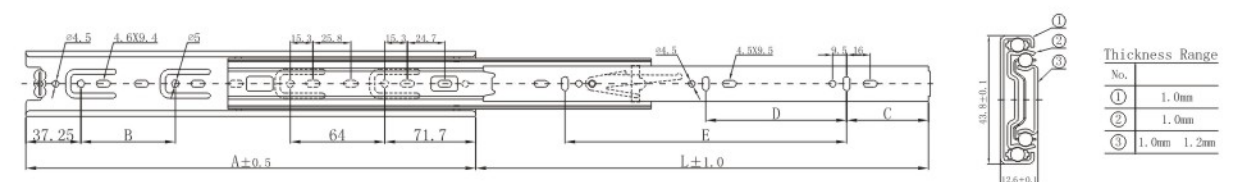
Recommended application: mid-duty movable cabinet, desk drawer, ordinary furniture or any applications requiring 38kg load or less and requiring full extension.

Products features: fine adjustment of gap is possible when installing, quick separation mechanism, vibration prevention ball strip for absorbing impulsive force, and mechanism to prevent drawer from springing out.

4512D 3-Fold dot shape steel ball sliding track


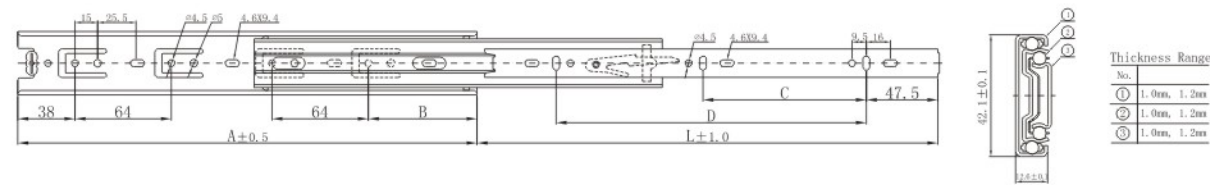
Recommended application: mid-duty movable cabinet, desk drawer, ordinary furniture or any applications requiring 38kg load or less and requiring full extension.

Products features: fine adjustment of gap is possible when installing, quick separation mechanism, vibration prevention ball strip for absorbing impulsive force, and mechanism to prevent drawer from springing out.

4510 3-Fold steel ball sliding track


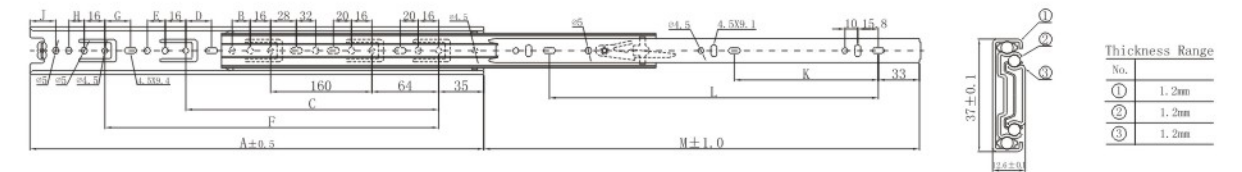
Recommended application: mid-duty movable cabinet, desk drawer, ordinary furniture or any applications requiring 38kg load or less and requiring full extension.

Products features: fine adjustment of gap is possible when installing, quick separation mechanism, vibration prevention ball strip for absorbing impulsive force, and mechanism to prevent drawer from springing out.

4301 3-Fold steel ball sliding track


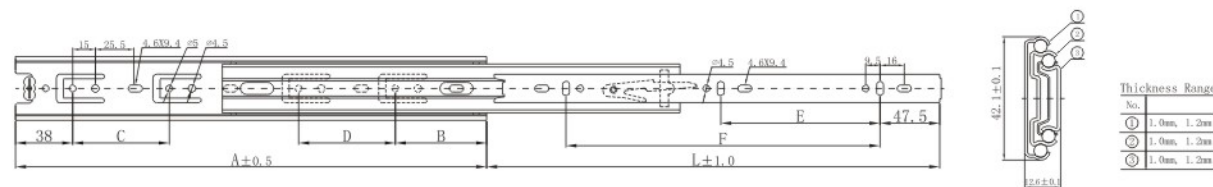
Recommended application: mid-duty movable cabinet, desk drawer, ordinary furniture or any applications requiring 38kg load or less and requiring full extension.

Products features: fine adjustment of gap is possible when installing, quick separation mechanism, vibration prevention ball strip for absorbing impulsive force, and mechanism to prevent drawer from springing out

3812 3-Fold steel ball sliding track


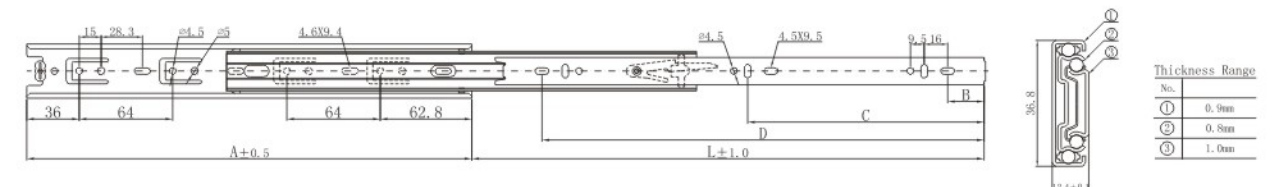
Recommended application: mid-duty movable cabinet, desk drawer, ordinary furniture or any applications requiring 40kg load or less and requiring full extension.

Products features: fine adjustment of gap is possible when installing, quick separation mechanism, vibration prevention ball strip for absorbing impulsive force, and mechanism to prevent drawer from springing out.

4302 3-Fold steel ball sliding track


Recommended application: mid-duty movable cabinet, desk drawer, ordinary furniture or any applications requiring 38kg load or less and requiring full extension.

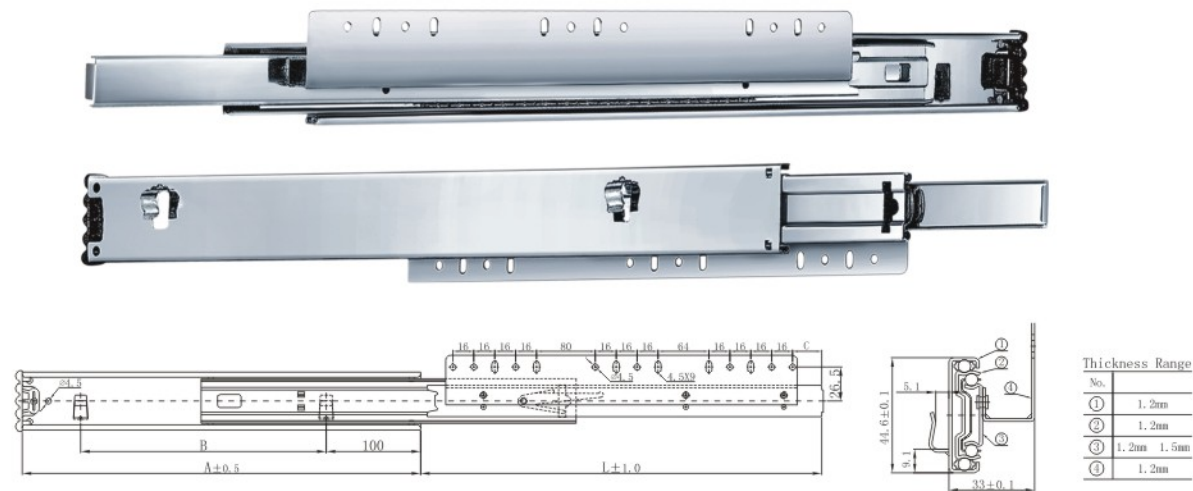
Products features: fine adjustment of gap is possible when installing, quick separation mechanism, vibration prevention ball strip for absorbing impulsive force, and mechanism to prevent drawer from springing out.

3801 3-Fold steel ball sliding track


Recommended application: mid-duty movable cabinet, desk drawer, ordinary furniture or any applications requiring 32kg load or less and requiring full extension.

Products features: fine adjustment of gap is possible when installing, quick separation mechanism, vibration prevention ball strip for absorbing impulsive force, and mechanism to prevent drawer from springing out.


4506 3-Fold Hanging Basket Steel Ball Sliding Track



Recommended application: mid-duty movable cabinet, desk drawer, ordinary furniture or any applications requiring 45kg load or less and requiring full extension.

Products features: simple and easy hanging-inserting installation, quick separation mechanism, vibration prevention ball strip for absorbing impulsive force, and mechanism to prevent drawer from springing out.

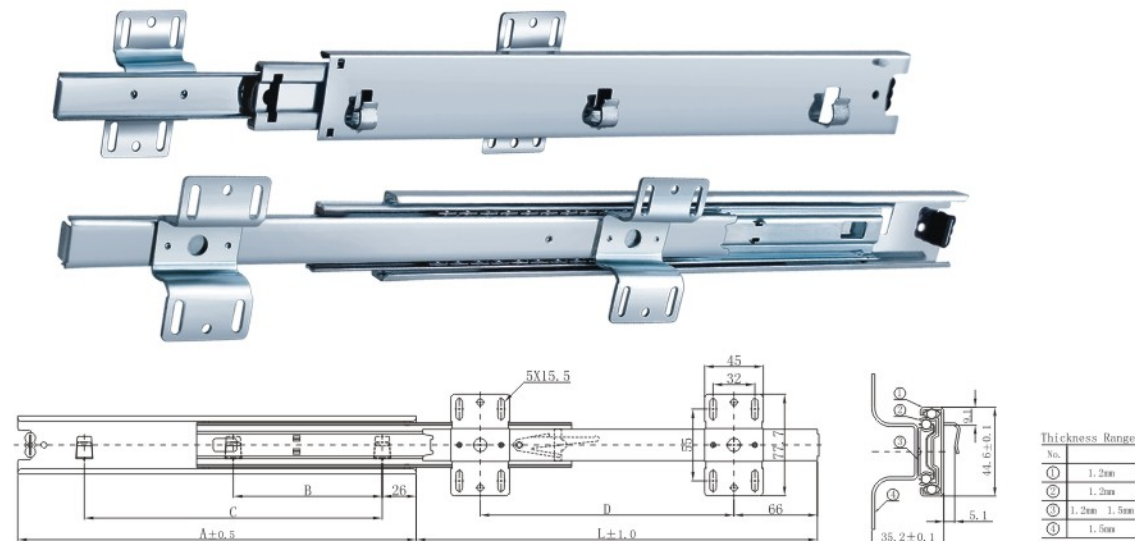
3804 3-Fold Hanging Basket Steel Ball Sliding Track



Recommended application: mid-duty basket type cupboard, metal basket drawer, or any applications requiring 30kg load or less and requiring full extension.

Products features: simple and easy hanging-inserting installation. Quick separation mechanism. Vibration prevention ball strip for absorbing impulsive force, and mechanism to prevent drawer from springing out.

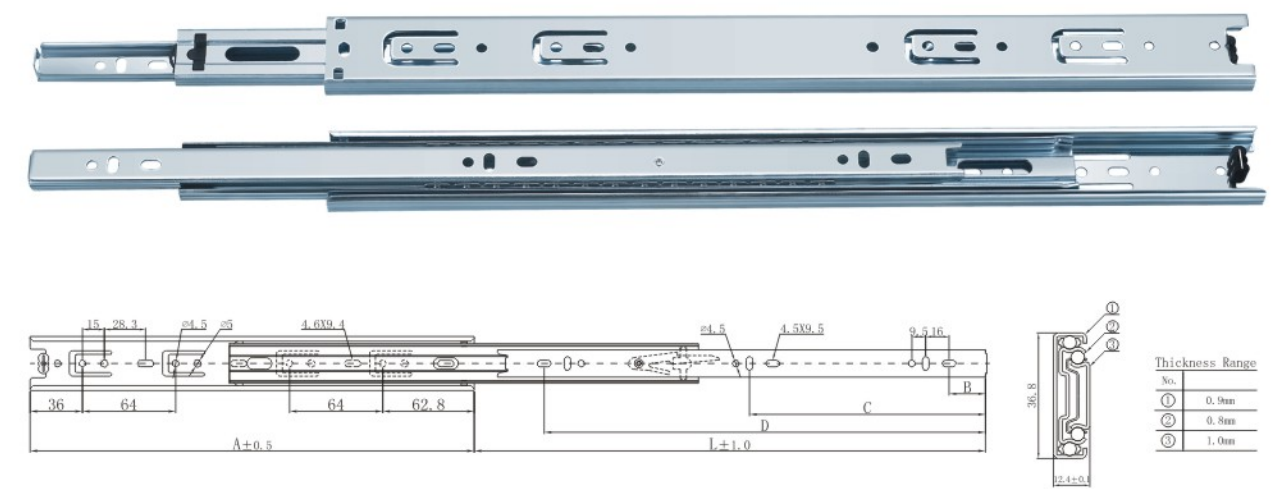
4502 3-Fold Hanging Basket Steel Ball Sliding Track



Recommended application: mid-duty movable cabinet, desk drawer, ordinary furniture or any applications requiring 45kg load or less and requiring full extension.

Products features: simple and easy hanging-inserting installation, quick separation mechanism, vibration prevention ball strip for absorbing impulsive force, and mechanism to prevent drawer from springing out.

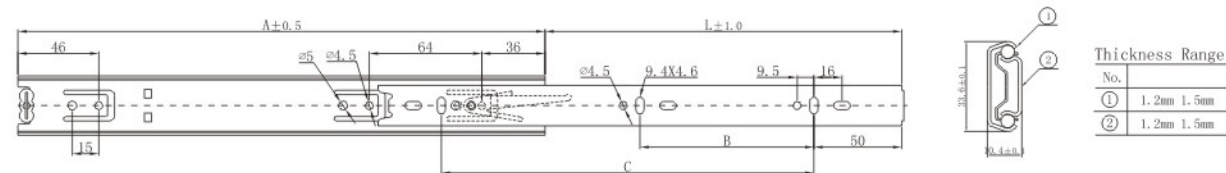
1035 3-Fold steel ball sliding track



Recommended application: light-loaded movable cabinet, desk drawer, ordinary furniture or any applications requiring 25kg load or less and requiring 3/4 extension.

Products features: quick separation mechanism, mechanism to prevent drawer from springing out.

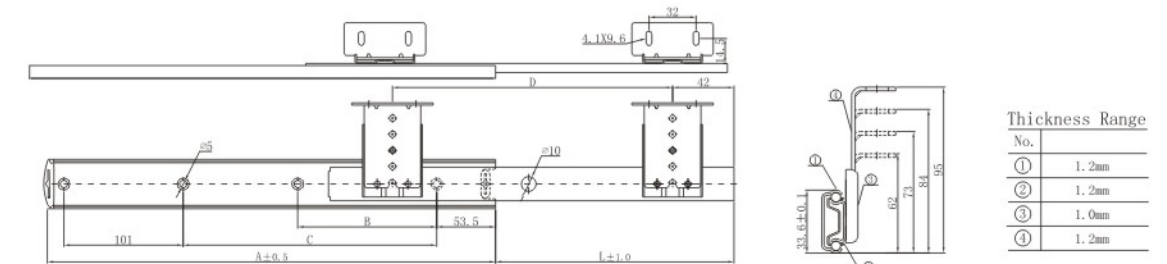

3505 2-Fold steel ball sliding track



Recommended application: light-loaded movable cabinet, desk drawer, ordinary furniture or any applications requiring 25kg load or less and requiring 3/4 extension.

Products features: quick separation mechanism, mechanism to prevent drawer from springing out.

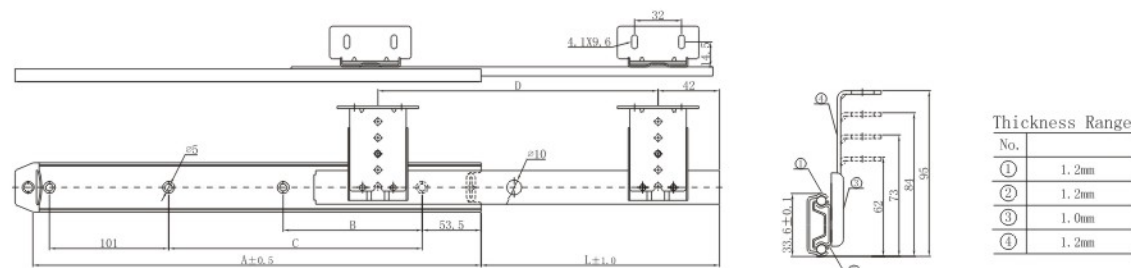

2701 Adjustable Keyboard Steel Ball Sliding Track



Recommended application: light-loaded small cabinet, computer keyboard and any drawers without side walls, or any applications requiring 25kg load or less and requiring 3/4 extension.

Products features: spring-back positioning device, inseparable. By installing fixing pieces, 4 different heights can be selected from 62 to 95 mm.

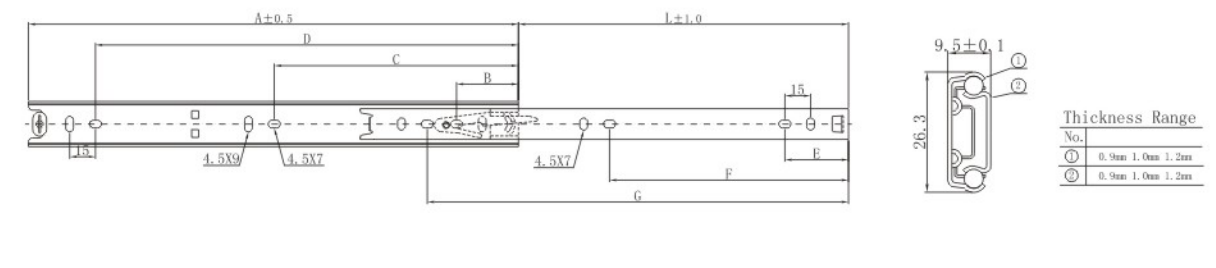
3501 Adjustable Keyboard Steel Ball Sliding Track



Recommended application: light-loaded small cabinet, computer keyboard and any drawers without side walls, or any applications requiring 25kg load or less and requiring 3/4 extension.

Products features: spring-back positioning device, inseparable. By installing fixing pieces, 4 different heights can be selected from 62 to 95 mm.

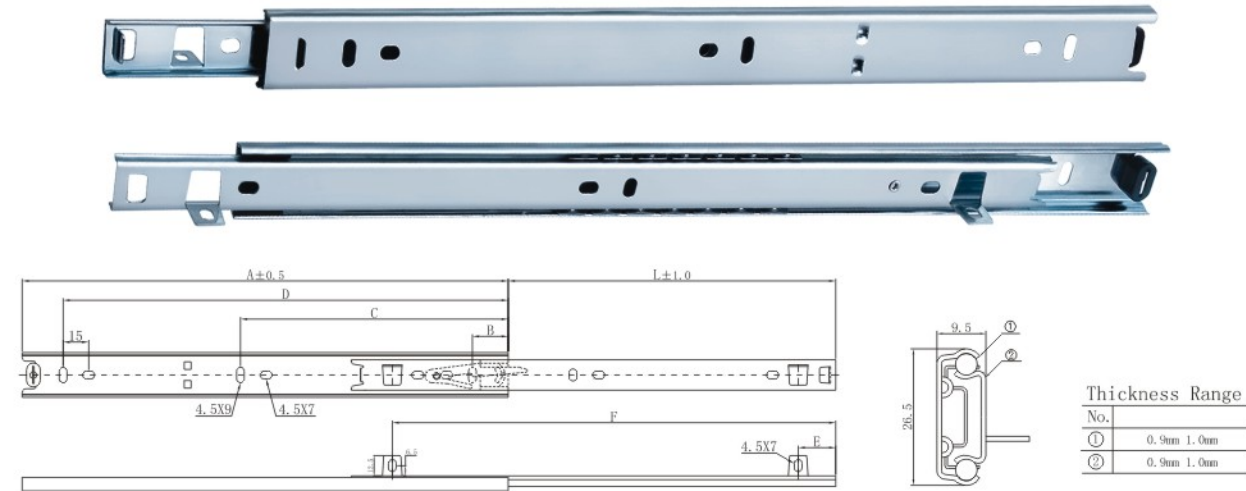
2702 2-Fold steel ball sliding track



Recommended application: light-loaded movable cabinet, desk drawer, ordinary furniture, or any application requiring 15kg load or less and requiring 3/4 extension.

Products features: quick separation mechanism, mechanism to prevent drawer from springing out.


2704 2-Fold Bottom-support Steel Ball Sliding Track



Recommended application: light-loaded movable cabinet, desk drawer, ordinary furniture, or any application requiring 15kg load or less and requiring 3/4 extension.

Products features: quick separation mechanism; mechanism to prevent drawer from springing out.


1701 Ball Sliding Track



Recommended application: light-loaded movable cabinet, desk drawer, ordinary furniture, or any application requiring 12kg load or less and requiring 3/4 extension.

Products features: capable of dual-direction sliding, inseparable.

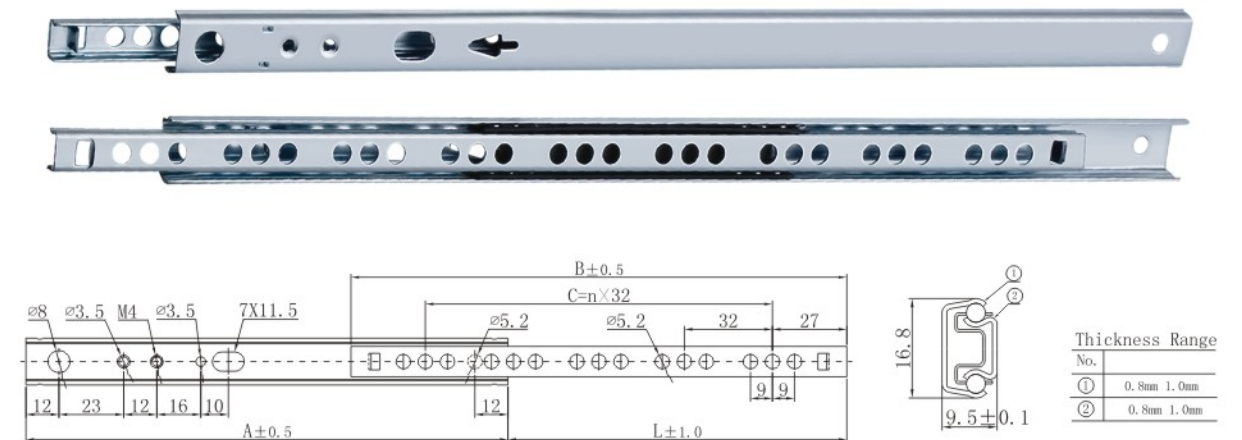
27121 2-Fold Self-lock Steel Ball Sliding Track



Recommended application: light-loaded movable cabinet, desk drawer, ordinary furniture, or any application requiring 20kg load or less and requiring 3/4 extension.

Products features: inseparable. The light and handy self-lock closing device can automatically close the drawer.

1702 Ball Sliding Track

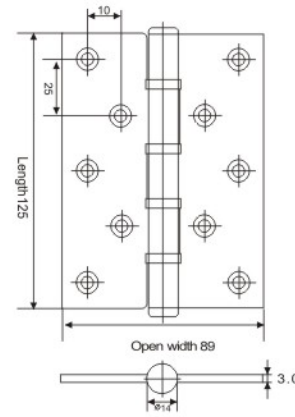


Recommended application: light-loaded movable cabinet, desk drawer, ordinary furniture, or any application requiring 12kg load or less and requiring 3/4 extension.

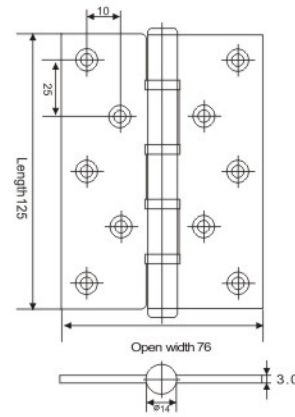
Products features: capable of dual-direction sliding, inseparable.



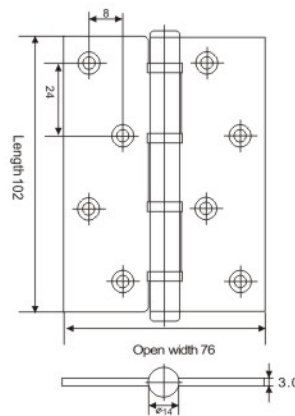
008A
5" x 3.5" x 3.0mm



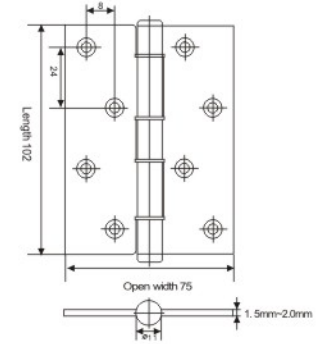
008B
5" x 3.0" x 3.0mm



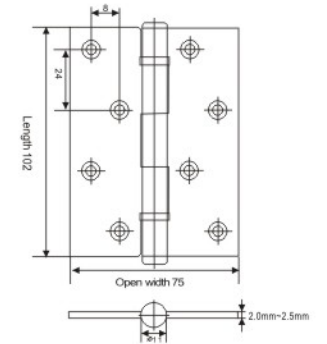
008C
4" x 3" x 3.0mm



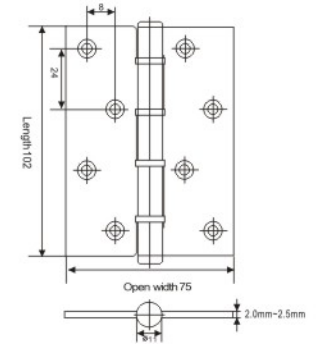
009A
4" x 3" x 2.0mm



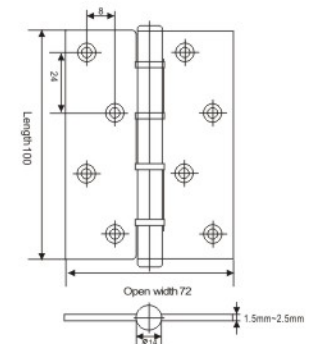
009B
4" x 3" x 2.5mm









009C
4" x 3" x 2.0mm



009D
4" x 3" x 1.5mm







Hindles Series



FA23607



FA23602B



FA23603



FA23608



FA23609



FA23606



FA23605



FA916



FA23605



FA916



FA23611



FA23612



FA6352



FA6353



FA1028



FA23072



FA6293



FA23626



FA465



FA26075



FA498



FA0219A



FA0126



FA0219



FA666



FAB0036



FA0219



FA636



FA0124



FA6286



FA6285



FA0218A



FA6281



FA650



FA26076



FAB092



FA23629



FA23628



FA23639



FA5377



FA23627



FA26078



FA2928



FA23088



FA6279



FA26077



FA23091



FA23065



FA7018



FA7024C



FA23071



FA6251



FA6292



FA2929



FA25021



FA23637



FA1027



FA6252



FA6335



FA23085



FA23569



FA23086



FA6332B



FA6332A



FA23653



FA23655



FA6257



FA23082



FA23657



FA23656



FA23082B



FA23659



FA6332



FA23093



FA23093



FA23095



FA23095



FA23073



FA23073



FA23089



FA23089



FA2926



FA2926



FA6332B



FA6332A



FA6257



FA23021C



FA23037



FA23082



FA23082B



FA0206



FA6838A



FA23659



FA23665



FA412



FA0068



FA471



FA23029



FA0209A



FA23057



FA23663



FA23666



FA23053



FA23669



FA0117



FA23021



FA23051B



FA23051



FA23039



FA0113



FA0200D



FA107192



FA0213A



FA23062



FA0213



FA117160



FA0204A



FAY311B



FAY321B



FAY311A



FAY934



FAY323



FAY377B



FAC626



FAY321



FA0107



FAY697



FAY666



FAG855



FA682



FAG856



FAC872



FAY361



FAY631



FAY313



FAY333



FAY338



FAY614



FAY337



FA23673



FA23676



FA23061



FAY341



FA26079



FA6253



FAYD316



FA26102



FA26111



FA6817B



FA112248



FA26083



FA109248



FA26085



FA26117



FA26118



FA26119



FA26121



FA26122



FA26123



FA26128



FA26125



FA26138



FA26142



FA493



FA113224



FA26129



FA26132



FA26127



FA26126



FA26133



FA26131



FA494



FA26136



FA26135



FA26143



FA26139



FA115160



FA26148



FA26149



FA26141



FA26137



FA26151



FA26146



FA26152



FA26153



FA26177



FA26171



FA26172



FA26173



FA26176



FA26156



FA26175



FA26159



FA26158



FS23685



FS23681



FS2597B



FS23687



FZ6G511



FA26178



FA26182



FS23689



FS23686



FS26057




FS26056



FS2301D



FZ6G510



FS2301



FS2301B



FS2301C



FA26163



FA26161



FA26183



FS26058



FA26179



FA26181

JD-61-PTJ003
Side drawer basket



JD-61-PTJ0091
Side drawer basket



JD-61-PTJ006
Two-layer revolving basket



JD-61-PTJ007
Multi-functional drawer basket



JD-61-PTJ023
Small drawer basket



JD-61-PTJ023B
Small drawer basket



JD-61-CWJ201D
Double corner rack



JD-61-CWJ203C
Double rack



JD-61-CWJ207L
Copper-colored paper rack



JD-62-CWJ211
Doubles-hook



JD-62-CWJ226A
Plate & Knife holder



JD-62-PTJ235
Dish holder



JD-62-PTJ304
Stainless steel plate & dish holder



JD-62-HZ006
Wardrobe basket B Sizes can be according to your requirements

JD-62-JB002A



JD-62-JB0210A



JD-62-JB0034



JD-62-CJ4839B/C400



JD-62-CJ8448B/C900



JD-62-CJ6355B

